



Anti-vibration carbide end mills

AE-VM SERIES

AE-VMS · AE-VMSS · AE-VML · AE-VMFE

Volume 10.2

AE-VMFE

New square/radius type for deep side milling
Available from dia.6 to 22 with a total of
19 items added



AE-VMS Short

Features	PAGE	4~5
Dimensions Square & Radius Type	PAGE	12~13
Dimensions RA - Right Angle Type.....	PAGE	14
Cutting Condition	PAGE	22~23
Cutting Data	PAGE	29~31

AE-VMSS Stub

Features	PAGE	4~5
Dimensions Square Type	PAGE	15~16
Dimensions RA - Right Angle Type ...	PAGE	17
Dimensions Long Neck Type	PAGE	18
Cutting Condition	PAGE	24~25

AE-VML Long

Features	PAGE	8~9
Dimensions Square & Radius Type	PAGE	19
Cutting Condition	PAGE	26~27
Cutting Data	PAGE	33

AE-VML Chipbreaker Type

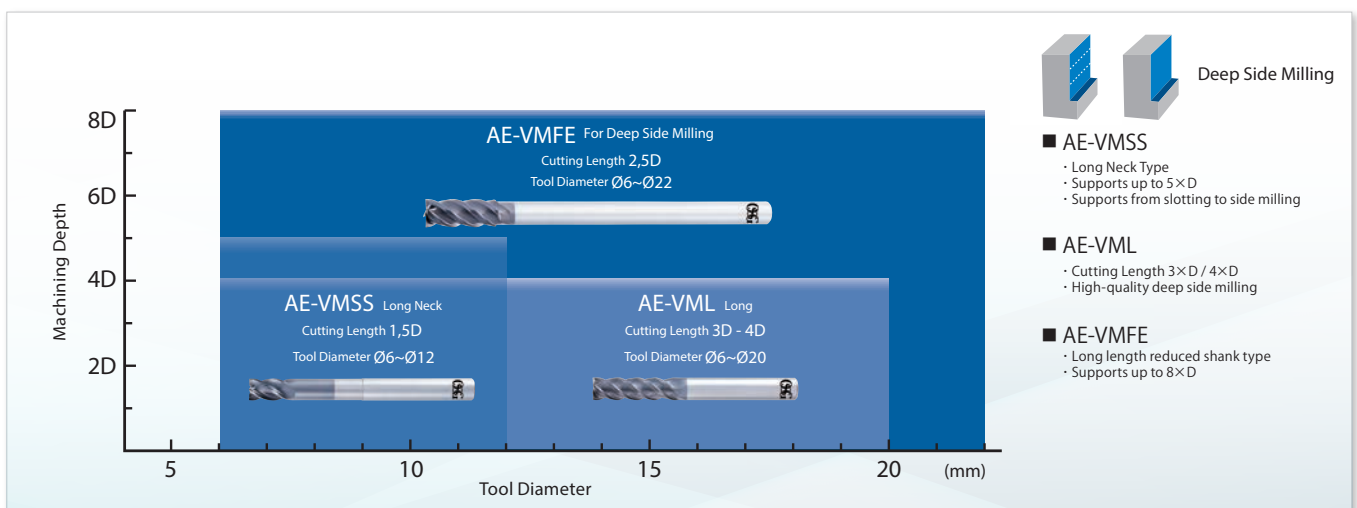
Dimension	PAGE	20
Cutting Condition	PAGE	26~27
Cutting Data	PAGE	32

NEW







































AE-VMFE For Deep Side Milling


























Features	PAGE	10
Dimensions Square & Radius Type	PAGE	21
Cutting Condition	PAGE	28

Product Lineup for Deep Side Milling



SELECTION CHART


		Cutting edge shape	Application					
AE-VMS Short	Square							
	Page 12-13		Slot Milling	Side Milling	Helical Milling	Contour Milling	Ramping	
	Right Angle							
Page 14		Slot Milling	Side Milling	Helical Milling	Contour Milling	Ramping		
AE-VMSS Stub	Radius							
	Page 12-13		Slot Milling	Side Milling	Helical Milling	Side Milling	Ramping	Copying
	Square							
Page 15-16		Slot Milling	Side Milling	Helical Milling	Contour Milling	Ramping		
AE-VMSS Stub	Right Angle							
	Page 17		Slot Milling	Side Milling	Helical Milling	Contour Milling	Ramping	
	Long Neck							
Page 18		Slot Milling	Side Milling	Helical Milling	Contour Milling	Ramping	Deep Side	

		Cutting edge shape	Application					
AE-VML Long	Square							
	Page 19		Trochoidal	Side Milling	Helical Milling	Deep Side		
	Radius							
Page 19		Trochoidal	Side Milling	Helical Milling	Deep Side			
AE-VMFE For deep side milling	Square with Chipbreaker							
	Page 20		Trochoidal	Side Milling	Helical Milling	Deep Side		
AE-VMFE For deep side milling	Square	 NEW						
	Page 21		Trochoidal	Side Milling	Helical Milling	Deep Side		
AE-VMFE For deep side milling	Radius	 NEW						
	Page 21		Trochoidal	Side Milling	Helical Milling	Deep Side		


Right angle type for milling straight corners

Right angle implies "straight angle." The right angle type end mill features a unique geometry that maintains a consistent cutting diameter even with a gash land.

Ability to mill straight corners while maintaining cutting edge rigidity.



Right Angle Type



Square Type



KEY FEATURES: AE-VMS • AE-VMSS



AE-VMS: THE A-BRAND END MILL

Duarise coating

The new duarise coating provides excellent lubricity, superior friction-resistance and high oxidation temperature. Multi-layer construction minimizes the thermal cracks that often occurred while using water-soluble oil.



Smoothing surface coating treatment made an excellent quality of surface finishing.

Positive rake angle

A stable performance is gathered by reducing cutting forces as a result of a sharp and positive rake angle.

New flute form

The new flute form with its excellent chip evacuation properties enables stable milling and the suppression of burrs.

Figure 1. 10% lower cutting force versus the competitors

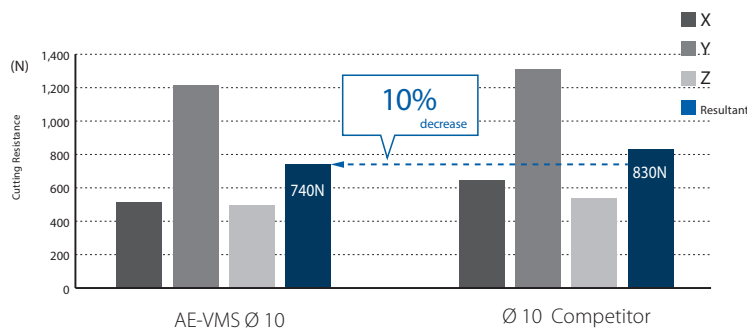
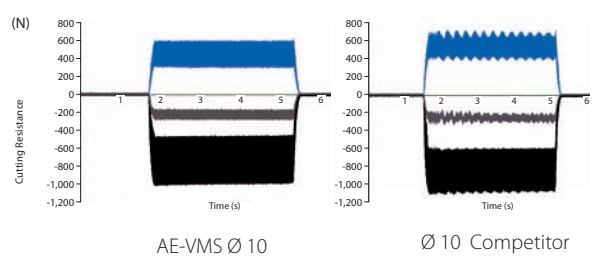



Figure 2. Stable performance even when the overhang length is L/D=4



High rigidity


The unequal spacing of teeth and variable-lead geometry enables stable and high efficiency milling and the suppression of vibration.




AE-VMSS-~~AE-VMS~~: (-RA) RIGHT ANGLE TYPE

Milling straight corners with a unique cutting edge

Gash land for enhancing chipping resistance




With gash land



Straight corner with no uncut residue

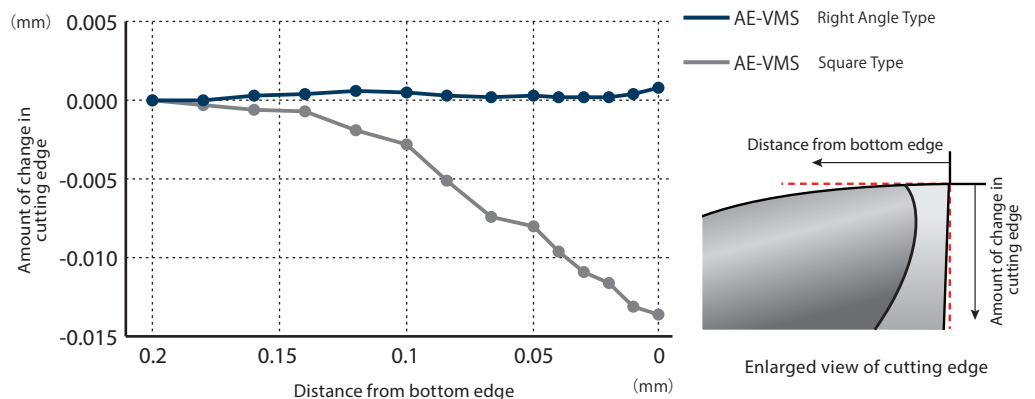


Ability to mill straight corners while maintaining cutting edge rigidity



Although the right angle type end mill includes a gash land, it is able to mill straight corners due to its unique geometry that maintains a consistent cutting diameter.

Measured value of change in cutting edge of Ø6 end mill



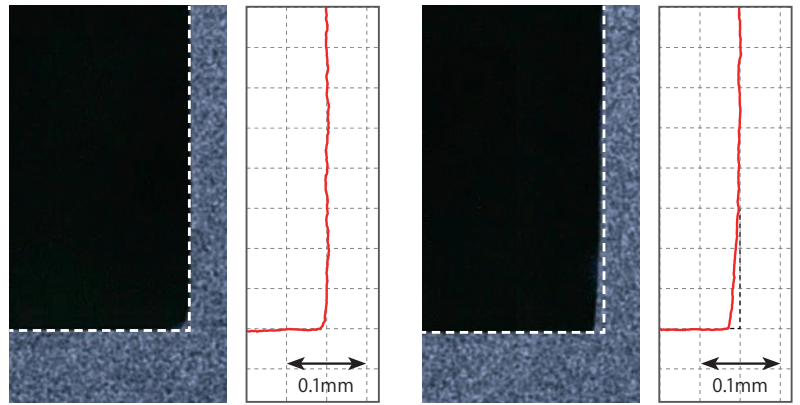
* The values measured are internal data. The amount of change in the cutting edge may vary depending on the individual product.

AE-VMSS=AE-VMS: (-RA) RIGHT ANGLE TYPE

High milling quality Straight corner

The milling of straight corners with no uncut residue is made possible by a unique cutting edge

Tool	AE-VMS Ø 3 - Right Angle
Work Material	S50C
Milling Method	Side Milling
Cutting Speed	Vc=91m/min (9.660min-1)
Feed	Vf=1.160mm/min (0,03mm/t)
Depth of Cut	ap=4,5mm(1,5D) ae=0,6mm(0,2D)
Coolant	Air Blow



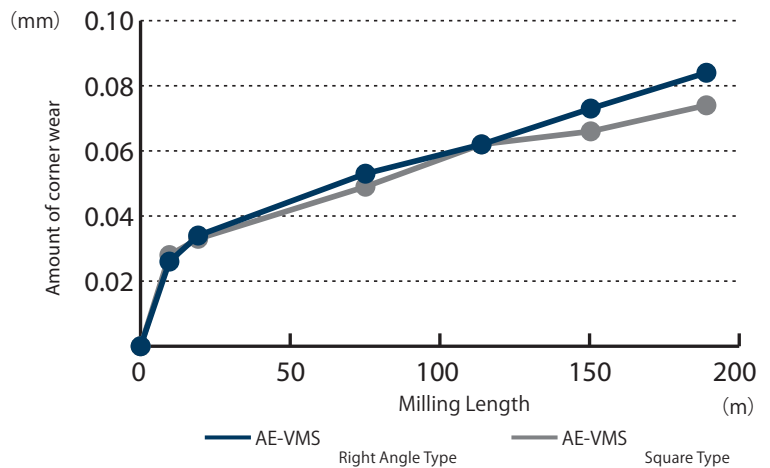
AE-VMS
Right Angle Type

AE-VMS
Square Type

Stable Performance Cutting edge rigidity

Normal progress of wear without chipping due to the gash land

Tool	AE-VMS Ø 6 - Right Angle
Work Material	S50C
Milling Method	Side Milling
Cutting Speed	Vc=130 m/min (6.900min-1)
Feed	Vf=1.380mm/min (0,05mm/t)
Depth of Cut	ap=9mm(1,5D) ae=1,2mm(0,2D)
Coolant	Air Blow



Milling | Solid carbide



KEY FEATURES: AE-VML

1 Dularise coating

2 Microrelief geometry

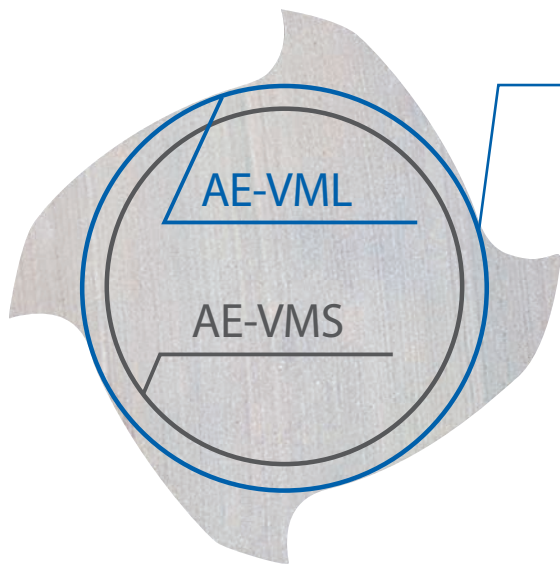
3 For high-speed side milling

4 Long flutes

5 Solid carbide



AE-VML: ULTIMATE SIDE MILLING EFFICIENCY



High Rigidity



High-speed side milling is made possible by the large thick core design. The web taper geometry, where the thickness of core changes from the cutting edge to the shank, greatly improves tool rigidity, thereby prevents the machining surface from tilting

High Helix

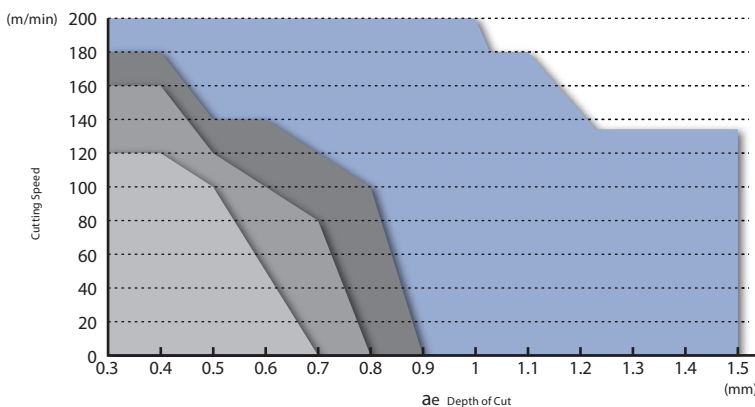
Reduces cutting force to enable stable milling

Suppression of vibration

The combination of variable lead, unequal spacing teeth and microrelief geometry contributes to stable and high efficiency milling performance.

Variable Leads	Unequal Spacing Teeth	Microrelief

Chattering is greatly suppressed even during high-speed, high-depth milling, resulting in unrivaled high efficiency performance.




Milling | Solid carbide




DUARISE Coating

Provides excellent lubricity, superior friction-resistance and high oxidation temperature. Multi-layer construction minimizes the thermal cracks that often occurred while using watersoluble oil.



Multi-Layer Construction
Adhesion Reinforcing Layer



Smoothing surface coating treatment made an excellent quality of surface finishing.

Highly efficient and highly accurate deep side milling at L/D of 5 or more



2,5×D cutting length

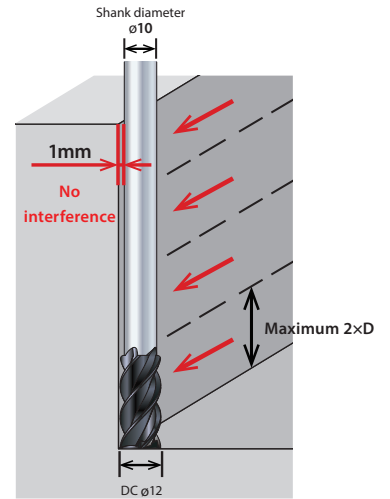
Highly efficient deep side milling is possible with large step milling of up to 2×D*

*The recommended depth of cut varies depending on the overhang length.

Long length reduced shank type

Reduced shank types are tools with an outer diameter that is larger than the shank diameter

- Supports deep side milling and pocket milling of mold parts, etc.
- Supports various machining depths by changing the overhang length



DC > Shank diameter



R shape on the shank side edge

Suppresses streak generation by side step milling

Tool specifications engineered to suppress chattering

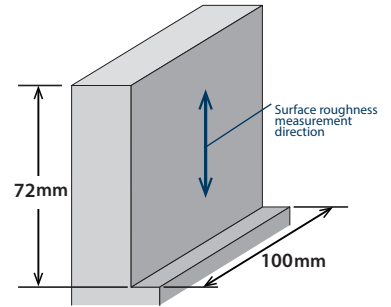
The combination of variable lead, unequal spacing teeth and microrelief geometry contributes to stable and high efficiency milling performance

High Efficiency - High Precision

Stable deep side milling at L/D=7

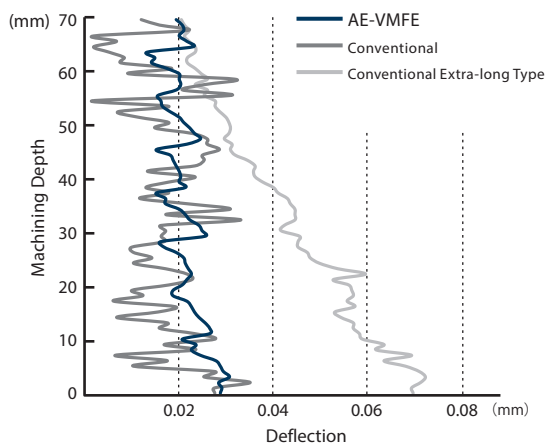
Achieves good milling accuracy with about twice the efficiency versus conventional products

Tool	AE-VMFE Ø 12 (L.O.C. 30mm)	Conventional Ø 12 (L.O.C. 18mm)	Conventional Extra-long type Ø 12 (L.O.C. 90mm)
Work Material	SKD61(40HRC)		
Milling Method	Side Step Milling		Side Milling
Cutting Speed	120m/min (3.183min ⁻¹)	90m/min (2.387min ⁻¹)	25m/min (663min ⁻¹)
Feed Rate	1.061mm/min (0,083mm/t)	800mm/min (0,084mm/t)	132mm/min (0,05mm/t)
Depth of Cut	ap=18mm×4 times ae=0,05mm	ap=12mm×6 times ae=0,05mm	ap=72mm ae=0,05mm
Overhang Length	84mm L/D=7		100mm
Processing Time	Approximately 23 Seconds	Approximately 45 Seconds	Approximately 45 Seconds
Coolant	Air Blow		
Machine	Vertical Machining Center (BT40)		



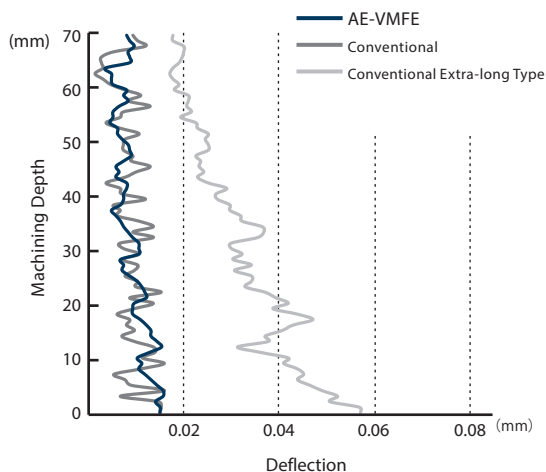
Machining accuracy

After machining



AE-VMFE	Conventional	Conventional Extra-long Type
Ra : 0,09µm Rz : 1,03µm	Ra : 1,45µm Rz : 7,49µm	Ra : 1,46µm Rz : 8,07µm

After zero cut



AE-VMFE	Conventional	Conventional Extra-long Type
Ra : 0,08µm Rz : 0,96µm	Ra : 1,07µm Rz : 6,37µm	Ra : 1,17µm Rz : 6,99µm



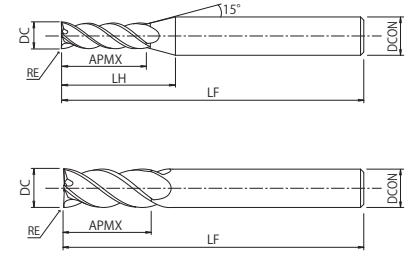
AE-VMS

Milling | Solid carbide



Type 1

Type 2



- First choice in quality and performance
- Carbide end mill with Duarise coating
- Wide variety in applications and work materials
- 4 flutes, variable helix and unequal spacing



Milling | Solid carbide

EDP	ZEFP	DC	RE	LF	APMX	DCON	Type	Price
8555830	4	3	-	60	8	6	1	
8556050	4	3	0,2	60	8	6	1	
8556060	4	3	0,5	60	8	6	1	
8555840	4	4	-	60	11	6	1	
8556070	4	4	0,2	60	11	6	1	
8556080	4	4	0,5	60	11	6	1	
8556090	4	4	1	60	11	6	1	
8555850	4	5	-	60	13	6	1	
8556100	4	5	0,2	60	13	6	1	
8556110	4	5	0,5	60	13	6	1	
8556120	4	5	1	60	13	6	1	
8555860	4	6	-	60	13	6	2	
8556130	4	6	0,3	60	13	6	2	
8556140	4	6	0,5	60	13	6	2	
8556150	4	6	1	60	13	6	2	
8555880	4	8	-	70	19	8	2	
8556160	4	8	0,3	70	19	8	2	
8556170	4	8	0,5	70	19	8	2	
8556180	4	8	1	70	19	8	2	
8556190	4	8	1,5	70	19	8	2	
8556200	4	8	2	70	19	8	2	
8555900	4	10	-	80	22	10	2	
8556210	4	10	0,3	80	22	10	2	
8556220	4	10	0,5	80	22	10	2	
8556230	4	10	1	80	22	10	2	
8556240	4	10	1,5	80	22	10	2	
8556250	4	10	2	80	22	10	2	
8556260	4	10	3	80	22	10	2	
8555920	4	12	-	90	26	12	2	
8556270	4	12	0,5	90	26	12	2	
8556280	4	12	1	90	26	12	2	
8556290	4	12	1,5	90	26	12	2	
8556300	4	12	2	90	26	12	2	
8556310	4	12	3	90	26	12	2	

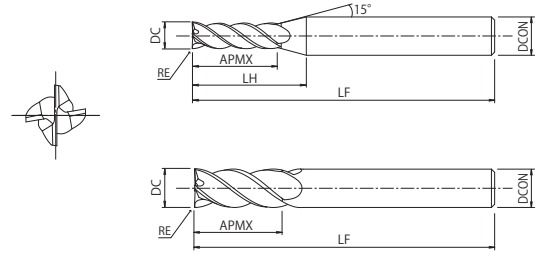
AE-VMS NEW SIZE

Milling | Solid carbide



Type 1

Type 2



- First choice in quality and performance
- Carbide end mill with Duarise coating
- Wide variety in applications and work materials
- 4 flutes, variable helix and unequal spacing



EDP	ZEFP	DC	RE	LF	APMX	DCON	Type	Price
8555960	4	16	-	100	32	16	2	
8557300	4	16	0,5	100	32	16	2	
8557301	4	16	1	100	32	16	2	
NEW 48354163	4	16	1,5	100	32	16	2	
8557302	4	16	2	100	32	16	2	
8557303	4	16	2,5	100	32	16	2	
8557304	4	16	3	100	32	16	2	
8557305	4	16	4	100	32	16	2	
8556000	4	20	-	110	40	20	2	
8557310	4	20	0,5	110	40	20	2	
8557311	4	20	1	110	40	20	2	
8557312	4	20	2	110	40	20	2	
8557313	4	20	2,5	110	40	20	2	
8557314	4	20	3	110	40	20	2	
8557315	4	20	4	110	40	20	2	
8557316	4	20	5	110	40	20	2	
8556010	4	25	-	120	50	25	2	
8557321	4	25	1	120	50	25	2	
8557322	4	25	2	120	50	25	2	
8557324	4	25	3	120	50	25	2	
8557325	4	25	4	120	50	25	2	
8557326	4	25	5	120	50	25	2	

Milling | Solid carbide



AE-VMS RA

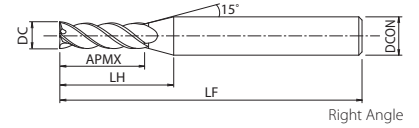
Milling | Solid carbide



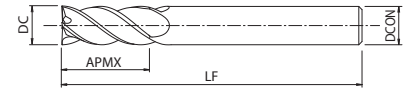
Type 1



Type 2



Right Angle



Right Angle

- First choice in quality and performance
- Carbide end mill with Duarise coating
- Wide variety in applications and work materials
- 4 flutes, variable helix and unequal spacing
- With right angle for milling straight corners




EDP	ZEFP	DC	LF	APMX	LH	DCON	Type	Price
8555730	4	3	60	8	15,9	6	1	
8555740	4	4	60	11	17,1	6	1	
8555750	4	5	60	13	17,2	6	1	
8555760	4	6	60	13	-	6	2	

Milling | Solid carbide


Right angle type for milling straight corners

Right Angle Type
AE-VMSS,VMS(-RA)



Straight corners with no uncut residue

Square Type
AE-VMSS,VMS



Choose the right angle type for milling straight corners!

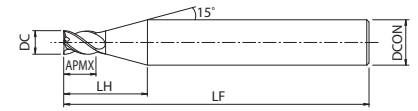
Choose the square type for high processing efficiency!

AE-VMSS

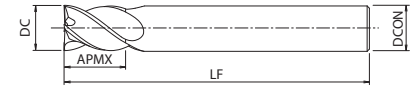
Milling | Solid carbide



Type 1



Type 2



- First choice in quality and performance
- Carbide end mill with Duarise coating
- Wide variety in applications and work materials
- 4 flutes, variable helix and unequal spacing
- Anti-vibration stub carbide end-mill, square type, stub length



EDP	ZEFP	DC	LF	APMX	LH	DCON	Type	Price
8556410	4	1	40	1,5	7,9	4	1	
8556411	4	1,1	40	1,7	8	4	1	
8556412	4	1,2	40	1,8	7,9	4	1	
8556413	4	1,3	40	2	7,9	4	1	
8556414	4	1,4	40	2,1	8	4	1	
8556415	4	1,5	40	2,3	7,8	4	1	
8556416	4	1,6	40	2,4	7,9	4	1	
8556417	4	1,7	40	2,6	7,7	4	1	
8556418	4	1,8	40	2,7	7,6	4	1	
8556419	4	1,9	40	2,9	7,7	4	1	
8556420	4	2	40	3	8,2	4	1	
8556421	4	2,1	40	3,2	8,2	4	1	
8556422	4	2,2	40	3,3	8,1	4	1	
8556423	4	2,3	40	3,5	8,1	4	1	
8556424	4	2,4	40	3,6	8	4	1	
8556425	4	2,5	40	3,8	8	4	1	
8556426	4	2,6	40	3,9	8,5	4	1	
8556427	4	2,7	40	4,1	8,5	4	1	
8556428	4	2,8	40	4,2	8,4	4	1	
8556429	4	2,9	40	4,4	8,4	4	1	
8556430	4	3	45	4,5	12,2	6	1	
8556431	4	3,1	45	4,7	12,2	6	1	
8556432	4	3,2	45	4,8	12,2	6	1	
8556433	4	3,3	45	5	12,2	6	1	
8556434	4	3,4	45	5,1	12,1	6	1	
8556435	4	3,5	45	5,3	12,1	6	1	
8556436	4	3,6	45	5,4	12	6	1	
8556437	4	3,7	45	5,6	12	6	1	
8556438	4	3,8	45	5,7	11,9	6	1	
8556439	4	3,9	45	5,9	11,9	6	1	
8556440	4	4	45	6	11,9	6	1	
8556441	4	4,1	45	6,2	12,1	6	1	
8556442	4	4,2	45	6,3	12	6	1	
8556443	4	4,3	45	6,5	12	6	1	
8556444	4	4,4	45	6,6	11,9	6	1	
8556445	4	4,5	45	6,8	11,9	6	1	
8556446	4	4,6	45	6,9	11,8	6	1	
8556447	4	4,7	45	7,1	11,9	6	1	
8556448	4	4,8	45	7,2	11,8	6	1	
8556449	4	4,9	45	7,4	11,8	6	1	
8556450	4	5	45	7,5	11,7	6	1	
8556451	4	5,1	45	7,7	11,7	6	1	
8556452	4	5,2	45	7,8	11,6	6	1	
8556453	4	5,3	45	8	11,6	6	1	
8556454	4	5,4	45	8,1	11,5	6	1	



AE-VMSS

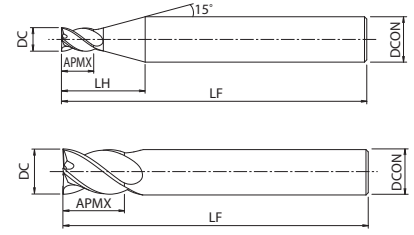
Milling | Solid carbide



Type 1



Type 2



- First choice in quality and performance
- Carbide end mill with Duarise coating
- Wide variety in applications and work materials
- 4 flutes, variable helix and unequal spacing
- Anti-vibration stub carbide end-mill, square type, stub length



Milling | Solid carbide

	EDP	ZEFP	DC	LF	APMX	LH	DCON	Type	Price
	8556455	4	5,5	45	8,3	11,6	6	1	
	8556456	4	5,6	45	8,4	11,5	6	1	
	8556457	4	5,7	45	8,6	11,5	6	1	
	8556458	4	5,8	45	8,7	11,4	6	1	
	8556459	4	5,9	45	8,9	11,4	6	1	
	8556460	4	6	45	9	-	6	2	
	8556465	4	6,5	60	9,8	14,9	8	1	
	8556470	4	7	60	10,5	14,7	8	1	
	8556475	4	7,5	60	11,3	14,6	8	1	
	8556480	4	8	60	12	-	8	2	
	8556485	4	8,5	70	12,8	17,9	10	1	
	8556490	4	9	70	13,5	17,7	10	1	
	8556495	4	9,5	70	14,3	17,6	10	1	
	8556500	4	10	70	15	-	10	2	
	8556505	4	10,5	75	15,8	20,9	12	1	
	8556510	4	11	75	16,5	20,7	12	1	
	8556515	4	11,5	75	17,3	20,6	12	1	
	8556520	4	12	75	18	-	12	2	

AE-VML

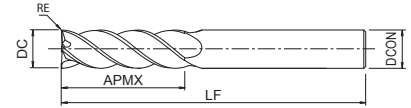
Milling | Solid carbide



Type 1



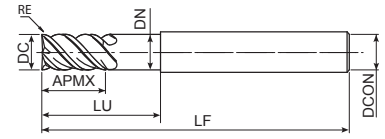
4-Flute



Type 2



5-Flute



- First choice in quality and performance
- 4-5 flutes, square type, also with radius
- Anti-vibration long carbide end mill
- For side milling, length of cut up to 4xD



EDP	ZEFP	DC	RE	LF	APMX	LU	DN	DCON	ULDR	Type	Price
8556320	4	6	-	70	19	-	-	6	3	1	
8556336	4	6	0,3	70	19	-	-	6	3	1	
8556337	4	6	0,5	70	19	-	-	6	3	1	
8556338	4	6	1	70	19	-	-	6	3	1	
8556322	4	8	-	80	25	-	-	8	3	1	
8556339	4	8	0,3	80	25	-	-	8	3	1	
8556340	4	8	0,5	80	25	-	-	8	3	1	
8556341	4	8	1	80	25	-	-	8	3	1	
8556342	4	8	1,5	80	25	-	-	8	3	1	
8556343	4	8	2	80	25	-	-	8	3	1	
8556324	4	10	-	90	31	-	-	10	3	1	
8556344	4	10	0,3	90	31	-	-	10	3	1	
8556345	4	10	0,5	90	31	-	-	10	3	1	
8556346	4	10	1	90	31	-	-	10	3	1	
8556347	4	10	1,5	90	31	-	-	10	3	1	
8556348	4	10	2	90	31	-	-	10	3	1	
8556349	4	10	3	90	31	-	-	10	3	1	
8556326	4	12	-	100	38	-	-	12	3	1	
8556350	4	12	0,5	100	38	-	-	12	3	1	
8556351	4	12	1	100	38	-	-	12	3	1	
8556352	4	12	1,5	100	38	-	-	12	3	1	
8556353	4	12	2	100	38	-	-	12	3	1	
8556354	4	12	3	100	38	-	-	12	3	1	
8556374	5	16	-	125	50	-	-	16	3	1	
8556376	5	20	-	135	62	-	-	20	3	1	
8556328	4	6	-	70	24	-	-	6	4	1	
8556355	4	6	0,3	70	24	-	-	6	4	1	
8556356	4	6	0,5	70	24	-	-	6	4	1	
8556357	4	6	1	70	24	-	-	6	4	1	
8556330	4	8	-	90	32	-	-	8	4	1	
8556358	4	8	0,3	90	32	-	-	8	4	1	
8556359	4	8	0,5	90	32	-	-	8	4	1	
8556360	4	8	1	90	32	-	-	8	4	1	
8556361	4	8	1,5	90	32	-	-	8	4	1	
8556362	4	8	2	90	32	-	-	8	4	1	
8556332	4	10	-	100	40	-	-	10	4	1	
8556363	4	10	0,3	100	40	-	-	10	4	1	
8556364	4	10	0,5	100	40	-	-	10	4	1	
8556365	4	10	1	100	40	-	-	10	4	1	
8556366	4	10	1,5	100	40	-	-	10	4	1	
8556367	4	10	2	100	40	-	-	10	4	1	
8556368	4	10	3	100	40	-	-	10	4	1	
8556334	4	12	-	110	48	-	-	12	4	1	
8556369	4	12	0,5	110	48	-	-	12	4	1	
8556370	4	12	1	110	48	-	-	12	4	1	
8556371	4	12	1,5	110	48	-	-	12	4	1	
8556372	4	12	2	110	48	-	-	12	4	1	
8556373	4	12	3	110	48	-	-	12	4	1	
8556378	5	16	-	140	64	-	-	16	4	1	
8556380	5	20	-	155	80	-	-	20	4	1	
48330162	4	16	1	150	64	100	15,5	16	4	2	
48330202	4	20	1	150	80	100	19,4	20	4	2	

Milling | Solid carbide



CUTTING CONDITIONS

Milling | Endmills | Cutting conditions

AE-VMS

Square Type / Right Angle Type *

Slot Milling

* For right angle type, please use 70% of the speed and feed shown in the table below as reference.

Cutting Speed	Mild Steel • Carbon Steel • Cast Iron SS400 • S55C • FC250 ~750N/mm ²		Alloy Steel • Tool Steel SCM • SKS • SKD ~30HRC		Prehardened Steel • Hardened Steel PX5 • NAK80 30~45HRC		Stainless Steel SUS304 • SUS420 ≤200HB		Precipitation Stainless Steel SUS630		Titanium Alloy Ti-6Al-4V		Ni-Based Alloy Inconel 718			
	∅	S (min ⁻¹)	F (mm/min)	S (min ⁻¹)	F (mm/min)	S (min ⁻¹)	F (mm/min)	S (min ⁻¹)	F (mm/min)	S (min ⁻¹)	F (mm/min)	S (min ⁻¹)	F (mm/min)	S (min ⁻¹)	F (mm/min)	
3	10.600	930	9.600	690	8.500	510	7.400	470	8.540	430	7.430	410	3.180	160		
4	8.000	960	7.200	720	6.400	510	5.600	490	6.410	460	5.570	440	2.390	170		
5	6.400	1.020	5.700	800	5.100	610	4.500	560	5.120	490	4.460	470	1.910	180		
6	5.300	1.060	4.800	900	4.200	670	3.700	370	4.270	480	3.710	460	1.590	180		
8	4.000	910	3.600	720	3.200	640	2.800	370	2.750	450	2.390	430	1.190	200		
10	3.200	840	2.900	700	2.500	550	2.200	350	2.200	420	1.910	400	950	180		
12	2.700	810	2.400	670	2.100	550	1.900	330	1.830	420	1.590	400	800	180		
16	2.000	600	1.800	500	1.600	420	1.200	310	1.140	260	990	250	500	110		
20	1.600	480	1.400	390	1.300	340	900	250	920	270	800	260	400	120		
25	1.300	390	1.100	310	1.000	260	600	170	730	250	640	240	250	90		
Depth of cut	ap 1D				Dc ap Dc≤6 0,5D 6<Dc 1D				ap 0,25D							

Side Milling

Cutting Speed	Mild Steel • Carbon Steel • Cast Iron SS400 • S55C • FC250 ~750N/mm ²		Alloy Steel • Tool Steel SCM • SKS • SKD ~30HRC		Prehardened Steel • Hardened Steel PX5 • NAK80 30~45HRC		Stainless Steel SUS304 • SUS420 ≤200HB		Precipitation Stainless Steel SUS630		Titanium Alloy Ti-6Al-4V		Ni-Based Alloy Inconel 718			
	∅	S (min ⁻¹)	F (mm/min)	S (min ⁻¹)	F (mm/min)	S (min ⁻¹)	F (mm/min)	S (min ⁻¹)	F (mm/min)	S (min ⁻¹)	F (mm/min)	S (min ⁻¹)	F (mm/min)	S (min ⁻¹)	F (mm/min)	
3	13.800	1.660	12.700	1.070	10.600	760	8.000	480	9.760	510	8.490	480	4.240	220		
4	10.400	1.830	9.600	1.150	8.000	800	6.000	530	7.320	550	6.370	530	3.180	240		
5	8.300	1.990	7.600	1.220	6.400	900	4.800	560	5.860	560	5.090	540	2.550	250		
6	6.900	2.070	6.400	1.540	5.300	1.060	4.200	640	4.880	580	4.240	550	2.120	250		
8	5.200	1.770	4.800	1.540	4.000	1.040	3.200	610	3.200	450	2.790	430	1.590	230		
10	4.100	1.640	3.800	1.370	3.200	900	2.500	580	2.560	430	2.230	410	1.270	220		
12	3.500	1.400	3.200	1.280	2.700	760	2.100	530	2.140	420	1.860	400	1.060	210		
16	2.600	1.250	2.400	1.060	2.000	640	1.400	450	1.370	410	1.190	400	700	210		
20	2.100	1.010	1.900	840	1.600	510	1.100	370	1.100	390	950	380	560	200		
25	1.700	820	1.500	660	1.300	420	900	310	880	510	760	490	320	190		
Depth of cut					ap 1,5D ae 0,2D											

1. The above milling condition is a guideline for the overhang length is 3xD.
2. Use a rigid and precise machine and holder.
3. The rotational speed is calculated by the median of the recommended cutting speed. Adjustment may be necessary depending on the rigidity of the workpiece fixture and machine.
4. Please use a suitable fluid with high smoke retardant properties.
5. During dry (no fluid) milling, please use air blow to remove disposable chips from the milling area and to eliminate chip packing.
6. Please use water-soluble oil when machining stainless steel.
7. Reduce speed and feed as well as depth of cut when high precision is required.
8. Adjust the speed and feed accordingly when the overhang length is longer than specified.

Milling | Solid carbide



CUTTING CONDITIONS

Milling | Endmills | Cutting conditions

AE-VMS

Radius Type

Slot Milling

Cutting Speed	Mild Steel • Carbon Steel • Cast Iron SS400 • S55C • FC250 ~750N/mm ²		Alloy Steel • Tool Steel SCM • SKS • SKD ~30HRC		Prehardened Steel • Hardened Steel PX5 • NAK80 30~45HRC		Stainless Steel SUS304 • SUS420 ≤200HB		Precipitation Stainless Steel SUS630		Titanium Alloy Ti-6Al-4V		Ni-Based Alloy Inconel 718	
	∅	S (min ⁻¹)	F (mm/min)	S (min ⁻¹)	F (mm/min)	S (min ⁻¹)	F (mm/min)	S (min ⁻¹)	F (mm/min)	S (min ⁻¹)	F (mm/min)	S (min ⁻¹)	F (mm/min)	S (min ⁻¹)
100 (80-120) (m/min)			90 (70-110) (m/min)		80 (60-100) (m/min)		70 (50-80) (m/min)		70 (60-80) (m/min)		60 (50-70) (m/min)		25 (20-30) (m/min)	
3	10.600	790	9.600	590	8.500	410	7.400	380	8.540	430	7.430	410	3.180	160
4	8.000	820	7.200	610	6.400	410	5.600	390	6.410	460	5.570	440	2.390	170
5	6.400	870	5.700	680	5.100	490	4.500	450	5.120	490	4.460	470	1.910	180
6	5.300	1.010	4.800	860	4.200	600	3.700	330	4.270	480	3.710	460	1.590	180
8	4.000	870	3.600	680	3.200	580	2.800	330	2.750	450	2.390	430	1.190	200
10	3.200	800	2.900	660	2.500	500	2.200	320	2.200	420	1.910	400	950	180
12	2.700	770	2.400	640	2.100	490	1.900	300	1.830	420	1.590	400	800	180
16	2.000	570	1.800	480	1.600	370	1.200	290	1.140	260	990	250	500	110
20	1.600	460	1.400	370	1.300	300	900	230	920	270	800	260	400	120
25	1.300	370	1.100	290	1.000	230	600	150	730	250	640	240	250	90
Depth of cut	ap 1D				Dc Dc≤6 6<Dc				ap 0,5D 1D		ap 0,25D			

Side Milling

Cutting Speed	Mild Steel • Carbon Steel • Cast Iron SS400 • S55C • FC250 ~750N/mm ²		Alloy Steel • Tool Steel SCM • SKS • SKD ~30HRC		Prehardened Steel • Hardened Steel PX5 • NAK80 30~45HRC		Stainless Steel SUS304 • SUS420 ≤200HB		Precipitation Stainless Steel SUS630		Titanium Alloy Ti-6Al-4V		Ni-Based Alloy Inconel 718			
	∅	S (min ⁻¹)	F (mm/min)	S (min ⁻¹)	F (mm/min)	S (min ⁻¹)	F (mm/min)	S (min ⁻¹)	F (mm/min)	S (min ⁻¹)	F (mm/min)	S (min ⁻¹)	F (mm/min)	S (min ⁻¹)	F (mm/min)	
130 (100-150) (m/min)			120 (100-150) (m/min)		100 (80-120) (m/min)		80 (60-100) (m/min)		80 (70-90) (m/min)		70 (60-80) (m/min)		30 (25-40) (m/min)			
3	13.800	1.660	12.700	1.070	10.600	760	8.000	480	9.760	510	8.490	480	4.240	220		
4	10.400	1.830	9.600	1.150	8.000	800	6.000	530	7.320	550	6.370	530	3.180	240		
5	8.300	1.990	7.600	1.220	6.400	900	4.800	560	5.860	560	5.090	540	2.550	250		
6	6.900	2.070	6.400	1.540	5.300	1.060	4.200	640	4.880	580	4.240	550	2.120	250		
8	5.200	1.770	4.800	1.540	4.000	1.040	3.200	610	3.200	450	2.790	430	1.590	230		
10	4.100	1.640	3.800	1.370	3.200	900	2.500	580	2.560	430	2.230	410	1.270	220		
12	3.500	1.400	3.200	1.280	2.700	760	2.100	530	2.140	420	1.860	400	1.060	210		
16	2.600	1.250	2.400	1.060	2.000	640	1.400	450	1.370	410	1.190	400	700	210		
20	2.100	1.010	1.900	840	1.600	510	1.100	370	1.100	390	950	380	560	200		
25	1.700	820	1.500	660	1.300	420	900	310	880	510	760	490	320	190		
Depth of cut					ap 1,5D				ae 0,2D							

- The above milling condition is a guideline for the overhang length is 3xD.
- Use a rigid and precise machine and holder.
- The rotational speed is calculated by the median of the recommended cutting speed. Adjustment may be necessary depending on the rigidity of the workpiece fixture and machine.
- Please use a suitable fluid with high smoke retardant properties.
- During dry (no fluid) milling, please use air blow to remove disposable chips from the milling area and to eliminate chip packing.
- Please use water-soluble oil when machining stainless steel.
- Reduce speed and feed as well as depth of cut when high precision is required.
- Adjust the speed and feed accordingly when the overhang length is longer than specified.

Fix rate cutting condition

DC ≥ ∅6

Work Material	Mild Steel • Carbon Steel • Cast Iron SS400 • S55C • FC250 ~750N/mm ²		Alloy Steel • Tool Steel SCM • SKS • SKD ~30HRC		Prehardened Steel • Hardened Steel PX5 • NAK80 30~45HRC		Stainless Steel SUS304 • SUS420 ≤200HB		Precipitation Stainless Steel SUS630		Titanium Alloy Ti-6Al-4V		Ni-Based Alloy Inconel 718		
	∅	L/D	S (min ⁻¹)	F (mm/min)	S (min ⁻¹)	F (mm/min)	S (min ⁻¹)	F (mm/min)	S (min ⁻¹)	F (mm/min)	S (min ⁻¹)	F (mm/min)	S (min ⁻¹)	F (mm/min)	
Side Milling	4		80%		70%		70%		60%		60%		50%		50%
	5		70%		60%		60%		50%		50%		50%		50%
Slotting	4		90%		90%		80%		70%		70%		60%		60%
	5		80%		80%		70%		70%		70%		60%		60%

Milling | Solid carbide



CUTTING CONDITIONS

Milling | Endmills | Cutting conditions

AE-VMSS

Square Type / Right Angle Type*

Slot milling

* For right angle type, please use 70% of the speed and feed shown in the table below as reference.

Cutting Speed	Mild Steel • Carbon Steel • Cast Iron SS400 • S55C • FC250 ~750N/mm ²		Alloy Steel • Tool Steel SCM • SKS • SKD ~30HRC		Prehardened Steel • Hardened Steel PX5 • NAK80 30~45HRC		Stainless Steel SUS304 • SUS420 ≤200HB		Precipitation Stainless Steel SUS630		Titanium Alloy Ti-6Al-4V		Ni-Based Alloy Inconel 718	
	∅	S (min ⁻¹)	F (mm/min)	S (min ⁻¹)	F (mm/min)	S (min ⁻¹)	F (mm/min)	S (min ⁻¹)	F (mm/min)	S (min ⁻¹)	F (mm/min)	S (min ⁻¹)	F (mm/min)	S (min ⁻¹)
1	28.700	570	25.500	460	22.300	360	19.100	340	25.620	320	22.280	300	9.550	120
1,5	19.100	610	17.000	480	14.900	420	12.700	360	16.980	360	14.850	340	6.370	130
2	14.300	630	12.700	510	11.100	440	9.600	380	12.810	360	11.140	350	4.770	140
2,5	11.500	780	10.200	570	8.900	460	7.600	430	10.190	410	8.910	390	3.820	150
3	10.600	930	9.600	690	8.500	510	7.400	470	8.540	430	7.430	410	3.180	160
4	8.000	960	7.200	720	6.400	510	5.600	490	6.410	460	5.570	440	2.390	170
5	6.400	1.020	5.700	800	5.100	610	4.500	560	5.120	490	4.460	470	1.910	180
6	5.300	1.060	4.800	900	4.200	670	3.700	370	4.270	480	3.710	460	1.590	180
8	4.000	910	3.600	720	3.200	640	2.800	370	2.750	450	2.390	430	1.190	200
10	3.200	840	2.900	700	2.500	550	2.200	350	2.200	420	1.910	400	950	180
12	2.700	810	2.400	670	2.100	550	1.900	330	1.830	420	1.590	400	800	180
Depth of cut	ap 1D						Dc ap Dc≤6 0,5D Dc>6 1D		ap 0,25D					

Side milling

Cutting Speed	Mild Steel • Carbon Steel • Cast Iron SS400 • S55C • FC250 ~750N/mm ²		Alloy Steel • Tool Steel SCM • SKS • SKD ~30HRC		Prehardened Steel • Hardened Steel PX5 • NAK80 30~45HRC		Stainless Steel SUS304 • SUS420 ≤200HB		Precipitation Stainless Steel SUS630		Titanium Alloy Ti-6Al-4V		Ni-Based Alloy Inconel 718	
	∅	S (min ⁻¹)	F (mm/min)	S (min ⁻¹)	F (mm/min)	S (min ⁻¹)	F (mm/min)	S (min ⁻¹)	F (mm/min)	S (min ⁻¹)	F (mm/min)	S (min ⁻¹)	F (mm/min)	S (min ⁻¹)
1	38.200	840	28.700	690	25.500	510	22.300	450	29.280	370	25.460	350	12.730	160
1,5	25.500	920	21.200	760	17.000	540	14.900	460	19.520	410	16.980	400	8.490	180
2	19.900	1.430	17.500	840	14.300	630	11.100	470	14.640	440	12.730	420	6.370	190
2,5	15.900	1.590	14.000	900	11.500	690	8.900	480	11.710	480	10.190	460	5.039	210
3	13.800	1.660	12.700	1.070	10.600	760	8.000	480	9.760	510	8.490	480	4.240	220
4	10.400	1.830	9.600	1.150	8.000	800	6.000	530	7.320	550	6.370	530	3.180	240
5	8.300	1.990	7.600	1.220	6.400	900	4.800	560	5.860	560	5.090	540	2.550	250
6	6.900	2.070	6.400	1.540	5.300	1.060	4.200	640	4.880	580	4.240	550	2.120	250
8	5.200	1.770	4.800	1.540	4.000	1.040	3.200	610	3.200	450	2.790	430	1.590	230
10	4.100	1.640	3.800	1.370	3.200	900	2.500	580	2.560	430	2.230	410	1.270	220
12	3.500	1.400	3.200	1.280	2.700	760	2.100	530	2.140	420	1.860	400	1.060	210
Depth of cut	ap 1,5D						ae 0,2D							

- The above milling condition is a guideline for the overhang length is 3xD.
- Use a rigid and precise machine and holder.
- The rotational speed is calculated by the median of the recommended cutting speed. Adjustment may be necessary depending on the rigidity of the workpiece fixture and machine.
- Please use a suitable fluid with high smoke retardant properties.
- During dry (no fluid) milling, please use air blow to remove disposable chips from the milling area and to eliminate chip packing.
- Please use water-soluble oil when machining stainless steel.
- Reduce speed and feed as well as depth of cut when high precision is required.
- Adjust the speed and feed accordingly when the overhang length is longer than specified.

Milling | Solid carbide



CUTTING CONDITIONS

Milling | Endmills | Cutting conditions

AE-VMSS

Long Neck Type

Side milling

Cutting Speed	Mild Steel • Carbon Steel • Cast Iron SS400 • S55C • FC250 ~750N/mm ²		Alloy Steel • Tool Steel SCM • SKS • SKD ~30HRC		Prehardened Steel • Hardened Steel PX5 • NAK80 30~45HRC		Stainless Steel SUS304 • SUS420 ≤200HB		Precipitation Stainless Steel SUS630		Titanium Alloy Ti-6Al-4V		Ni-Based Alloy Inconel 718					
	∅	S (min ⁻¹)	F (mm/min)	S (min ⁻¹)	F (mm/min)	S (min ⁻¹)	F (mm/min)	S (min ⁻¹)	F (mm/min)	S (min ⁻¹)	F (mm/min)	S (min ⁻¹)	F (mm/min)	S (min ⁻¹)	F (mm/min)			
105 (80-120)	105 (80-120)		95 (70-110)		70 (50-90)		60 (40-80)		60 (50-70)		50 (40-60)		30 (20-35)					
6	5.520	1.660	5.120	1.230	3.710	740	2.940	450	3.420	410	2.970	390	1.480	180				
8	4.160	1.420	3.840	1.230	2.800	730	2.240	430	2.240	320	1.950	300	1.110	160				
10	3.280	1.310	3.040	1.100	2.240	630	1.750	410	1.790	300	1.560	290	890	150				
12	2.800	1.120	2.560	1.020	1.890	530	1.470	370	1.500	290	1.300	280	740	150				
Depth of cut	<table border="1"> <tr> <td>ap</td> <td>ae</td> </tr> <tr> <td>1,5D</td> <td>0,2D</td> </tr> </table>														ap	ae	1,5D	0,2D
ap	ae																	
1,5D	0,2D																	

1. Use a rigid and precise machine and holder.
2. The rotational speed is calculated by the median of the recommended cutting speed. Adjustment may be necessary depending on the rigidity of the workpiece fixture and machine.
3. Please use a suitable fluid with high smoke retardant properties.
4. During dry (no fluid) milling, please use air blow to remove disposable chips from the milling area and to eliminate chip packing.
5. Please use water-soluble oil when machining stainless steel.
6. Reduce speed and feed as well as depth of cut when high precision is required.

Fix rate cutting condition

DC ≥ ∅6

∅	L/D	Mild Steel • Carbon Steel • Cast Iron SS400 • S55C • FC250 ~750N/mm ²		Alloy Steel • Tool Steel SCM • SKS • SKD ~30HRC		Prehardened Steel • Hardened Steel PX5 • NAK80 30~45HRC		Stainless Steel SUS304 • SUS420 ≤200HB		Precipitation Stainless Steel SUS630		Titanium Alloy Ti-6Al-4V		Ni-Based Alloy Inconel 718	
		S (min ⁻¹)	F (mm/min)	S (min ⁻¹)	F (mm/min)	S (min ⁻¹)	F (mm/min)	S (min ⁻¹)	F (mm/min)	S (min ⁻¹)	F (mm/min)	S (min ⁻¹)	F (mm/min)	S (min ⁻¹)	F (mm/min)
Side Milling	4	80%		70%		70%		60%		60%		50%		50%	
	5	70%		60%		60%		50%		50%		50%		50%	
Slotting	4	90%		90%		80%		70%		70%		60%		60%	
	5	80%		80%		70%		70%		70%		60%		60%	



CUTTING CONDITIONS

Milling | Endmills | Cutting conditions

AE-VML

Long Type (Applies to square / radius / chipbreaker type)

ae=0.05D • Standard side milling 3D

Cutting Speed	Mild Steel • Carbon Steel • Cast Iron SS400 • S55C • FC250 ~750N/mm ²		Alloy Steel • Tool Steel SCM • SKS • SKD ~30HRC		Prehardened Steel • Hardened Steel PX5 • NAK80 30~45HRC		Stainless Steel SUS304 • SUS420 ≤200HB		Precipitation Stainless Steel SUS630		Titanium Alloy Ti-6Al-4V		Ni-Based Alloy Inconel 718			
	∅	S (min ⁻¹)	F (mm/min)	S (min ⁻¹)	F (mm/min)	S (min ⁻¹)	F (mm/min)	S (min ⁻¹)	F (mm/min)	S (min ⁻¹)	F (mm/min)	S (min ⁻¹)	F (mm/min)	S (min ⁻¹)	F (mm/min)	
160 (140-180)	150 (130-170)	140 (120-160)	125 (100-140)	115 (90-130)	105 (80-120)	85 (70-90)										
6	8.500	2.480	8.000	2.180	7.400	2.010	6.600	1.660	6.100	1.530	5.600	1.400	4.500	1.080		
8	6.400	1.870	6.000	1.630	5.600	1.520	5.000	1.260	4.600	1.160	4.200	1.050	3.400	820		
10	5.100	1.730	4.800	1.440	4.500	1.350	4.000	1.120	3.700	1.040	3.300	920	2.700	720		
12	4.200	1.430	4.000	1.200	3.700	1.110	3.300	920	3.000	840	2.800	780	2.200	590		
16	3.180	1.590	2.990	1.350	2.790	1.260	2.490	1.000	2.290	920	2.090	840	1.690	630		
20	2.550	1.280	2.390	1.080	2.230	1.000	1.990	800	1.830	730	1.670	670	1.350	510		
Depth of cut	ap		ae		3D		0,05D									

1. Use a rigid and precise machine and holder.
 2. The rotational speed is calculated by the median of the recommended cutting speed. Adjustment may be necessary depending on the rigidity of the workpiece fixture and machine.
 3. Please use a suitable fluid with high smoke retardant properties.
 4. During dry (no fluid) milling, please use air blow to remove disposable chips from the milling area and to eliminate chip packing.
 5. Please use water-soluble coolant when machining stainless steel.

ae=0.1D • High efficiency side milling 3D

Cutting Speed	Mild Steel • Carbon Steel • Cast Iron SS400 • S55C • FC250 ~750N/mm ²		Alloy Steel • Tool Steel SCM • SKS • SKD ~30HRC		Prehardened Steel • Hardened Steel PX5 • NAK80 30~45HRC		Stainless Steel SUS304 • SUS420 ≤200HB		Precipitation Stainless Steel SUS630		Titanium Alloy Ti-6Al-4V			
	∅	S (min ⁻¹)	F (mm/min)	S (min ⁻¹)	F (mm/min)	S (min ⁻¹)	F (mm/min)	S (min ⁻¹)	F (mm/min)	S (min ⁻¹)	F (mm/min)	S (min ⁻¹)	F (mm/min)	
220 (200-240)	170 (150-190)	135 (110-150)	130 (110-150)	120 (100-140)	110 (90-130)									
6	11.700	3.180	9.000	2.270	7.200	1.810	6.900	1.600	6.400	1.480	5.800	1.340		
8	8.800	2.390	6.800	1.710	5.400	1.360	5.200	1.210	4.800	1.120	4.400	1.020		
10	7.000	2.240	5.400	1.510	4.300	1.200	4.100	1.070	3.800	990	3.500	910		
12	5.800	1.860	4.500	1.260	3.600	1.010	3.500	910	3.200	830	2.900	750		
16	4.380	1.970	3.380	1.350	2.690	1.080	2.590	910	2.390	840	2.190	770		
20	3.500	1.580	2.710	1.080	2.150	860	2.070	720	1.910	670	1.750	610		
Depth of cut	ap		ae		3D		0,1D							

ae=0.15D • High efficiency side milling 3D

Cutting Speed	Mild Steel • Carbon Steel • Cast Iron SS400 • S55C • FC250 ~750N/mm ²		Alloy Steel • Tool Steel SCM • SKS • SKD ~30HRC		Prehardened Steel • Hardened Steel PX5 • NAK80 30~45HRC		Stainless Steel SUS304 • SUS420 ≤200HB		Precipitation Stainless Steel SUS630		Titanium Alloy Ti-6Al-4V			
	∅	S (min ⁻¹)	F (mm/min)	S (min ⁻¹)	F (mm/min)	S (min ⁻¹)	F (mm/min)	S (min ⁻¹)	F (mm/min)	S (min ⁻¹)	F (mm/min)	S (min ⁻¹)	F (mm/min)	
140 (120-160)	100 (80-120)	90 (70-110)	85 (60-100)	75 (50-90)	65 (40-80)									
6	7.400	1.860	5.600	1.300	4.800	1.110	4.500	950	4.000	840	3.400	720		
8	5.600	1.410	4.200	970	3.600	840	3.400	720	3.000	640	2.600	550		
10	4.500	1.350	3.300	860	2.900	750	2.700	650	2.400	580	2.100	510		
12	3.700	1.110	2.800	730	2.400	620	2.300	550	2.000	480	1.700	410		
16	2.790	1.120	1.990	700	1.790	630	1.690	570	1.490	510	1.290	420		
20	2.230	890	1.590	560	1.430	500	1.350	460	1.190	400	1.040	340		
Depth of cut	ap		ae		3D		0,15D							

ae≤0.2D • High efficiency side milling 3D

Cutting Speed	Mild Steel • Carbon Steel • Cast Iron SS400 • S55C • FC250 ~750N/mm ²		Alloy Steel • Tool Steel SCM • SKS • SKD ~30HRC		Prehardened Steel • Hardened Steel PX5 • NAK80 30~45HRC		Stainless Steel SUS304 • SUS420 ≤200HB		Precipitation Stainless Steel SUS630		Titanium Alloy Ti-6Al-4V			
	∅	S (min ⁻¹)	F (mm/min)	S (min ⁻¹)	F (mm/min)	S (min ⁻¹)	F (mm/min)	S (min ⁻¹)	F (mm/min)	S (min ⁻¹)	F (mm/min)	S (min ⁻¹)	F (mm/min)	
100 (80-120)	80 (60-100)	70 (50-90)	65 (40-80)	55 (30-70)	45 (20-60)									
6	5.300	1.230	4.200	890	3.700	780	3.500	670	2.900	560	2.400	460		
8	4.000	930	3.200	680	2.800	590	2.600	500	2.200	420	1.800	350		
10	3.200	900	2.500	600	2.200	530	2.100	460	1.800	390	1.400	310		
12	2.700	760	2.100	500	1.900	460	1.700	370	1.500	330	1.200	260		
16	1.990	800	1.590	560	1.390	490	1.290	420	1.090	350	900	270		
20	1.590	640	1.270	440	1.110	390	1.040	340	880	290	720	220		
Depth of cut	ap		ae		3D		0,20D							

Milling | Solid carbide



CUTTING CONDITIONS

Milling | Endmills | Cutting conditions

AE-VML

Long type (Applies to square / radius / chipbreaker type)

ae=0.05D • Standard side milling 4D

Cutting Speed	Mild Steel • Carbon Steel • Cast Iron SS400 • S55C • FC250 ~750N/mm ²		Alloy Steel • Tool Steel SCM • SKS • SKD ~30HRC		Prehardened Steel • Hardened Steel PX5 • NAK80 30~45HRC		Stainless Steel SUS304 • SUS420 ≤200HB		Precipitation Stainless Steel SUS630		Titanium Alloy Ti-6Al-4V		Ni-Based Alloy Inconel 718					
	∅	S (min ⁻¹)	F (mm/min)	S (min ⁻¹)	F (mm/min)	S (min ⁻¹)	F (mm/min)	S (min ⁻¹)	F (mm/min)	S (min ⁻¹)	F (mm/min)	S (min ⁻¹)	F (mm/min)	S (min ⁻¹)	F (mm/min)			
6	7.400	2.010	6.900	1.740	6.400	1.610	6.100	1.420	5.600	1.300	5.000	1.160	4.000	880				
8	5.600	1.520	5.200	1.310	4.800	1.210	4.600	1.070	4.200	980	3.800	880	3.000	660				
10	4.500	1.440	4.100	1.230	3.800	1.140	3.700	960	3.300	860	3.000	780	2.400	590				
12	3.700	1.180	3.500	1.050	3.200	960	3.100	810	2.800	730	2.500	650	2.000	500				
16	2.790	1.330	2.590	1.170	2.390	1.080	2.290	860	2.090	780	1.890	710	1.490	520				
20	2.230	1.060	2.070	930	1.910	860	1.830	690	1.670	630	1.510	570	1.190	420				
Depth of cut	<table border="1"> <tr> <td>ap</td> <td>ae</td> </tr> <tr> <td>4D</td> <td>0,05D</td> </tr> </table>														ap	ae	4D	0,05D
ap	ae																	
4D	0,05D																	
<p>1. Use a rigid and precise machine and holder. 2. The rotational speed is calculated by the median of the recommended cutting speed. Adjustment may be necessary depending on the rigidity of the workpiece fixture and machine. 3. Please use a suitable fluid with high smoke retardant properties. 4. During dry (no fluid) milling, please use air blow to remove disposable chips from the milling area and to eliminate chip packing. 5. Please use water-soluble coolant when machining stainless steel.</p>																		

ae=0.1D • High efficiency side milling 4D

Cutting Speed	Mild Steel • Carbon Steel • Cast Iron SS400 • S55C • FC250 ~750N/mm ²		Alloy Steel • Tool Steel SCM • SKS • SKD ~30HRC		Prehardened Steel • Hardened Steel PX5 • NAK80 30~45HRC		Stainless Steel SUS304 • SUS420 ≤200HB		Precipitation Stainless Steel SUS630		Titanium Alloy Ti-6Al-4V					
	∅	S (min ⁻¹)	F (mm/min)	S (min ⁻¹)	F (mm/min)	S (min ⁻¹)	F (mm/min)	S (min ⁻¹)	F (mm/min)	S (min ⁻¹)	F (mm/min)	S (min ⁻¹)	F (mm/min)			
6	10.600	2.670	8.500	1.970	6.900	1.600	6.600	1.400	6.100	1.290	5.600	1.190				
8	8.000	2.020	6.400	1.480	5.200	1.210	5.000	1.060	4.600	980	4.200	890				
10	6.400	1.920	5.100	1.330	4.100	1.070	4.000	950	3.700	890	3.300	790				
12	5.300	1.590	4.200	1.090	3.500	910	3.300	790	3.000	720	2.800	670				
16	3.980	1.690	3.180	1.190	2.590	970	2.490	870	2.290	800	2.090	730				
20	3.180	1.350	2.550	960	2.070	780	1.990	700	1.830	640	1.670	580				
Depth of cut	<table border="1"> <tr> <td>ap</td> <td>ae</td> </tr> <tr> <td>4D</td> <td>0,1D</td> </tr> </table>												ap	ae	4D	0,1D
ap	ae															
4D	0,1D															

ae=0.15D • High efficiency side milling 4D

Cutting Speed	Mild Steel • Carbon Steel • Cast Iron SS400 • S55C • FC250 ~750N/mm ²		Alloy Steel • Tool Steel SCM • SKS • SKD ~30HRC		Prehardened Steel • Hardened Steel PX5 • NAK80 30~45HRC		Stainless Steel SUS304 • SUS420 ≤200HB		Precipitation Stainless Steel SUS630		Titanium Alloy Ti-6Al-4V					
	∅	S (min ⁻¹)	F (mm/min)	S (min ⁻¹)	F (mm/min)	S (min ⁻¹)	F (mm/min)	S (min ⁻¹)	F (mm/min)	S (min ⁻¹)	F (mm/min)	S (min ⁻¹)	F (mm/min)			
6	7.200	1.670	6.100	1.290	4.500	950	4.000	770	3.400	650	2.900	560				
8	5.400	1.250	4.600	980	3.400	720	3.000	580	2.600	500	2.200	430				
10	4.300	1.200	3.700	890	2.700	650	2.400	530	2.100	460	1.800	400				
12	3.600	1.010	3.100	740	2.300	550	2.000	440	1.700	370	1.500	330				
16	2.690	1.080	2.290	800	1.690	590	1.490	480	1.290	420	1.090	330				
20	2.150	860	1.830	640	1.350	470	1.190	390	1.040	340	880	260				
Depth of cut	<table border="1"> <tr> <td>ap</td> <td>ae</td> </tr> <tr> <td>4D</td> <td>≤0,15D</td> </tr> </table>												ap	ae	4D	≤0,15D
ap	ae															
4D	≤0,15D															

Milling | Solid carbide



CUTTING CONDITIONS

Milling | Endmills | Cutting conditions

AE-VMFE

Applies to square / radius type)

Side milling

Cutting Speed	Mild Steel • Carbon Steel • Cast Iron SS400 • S55C • FC250 ~750N/mm ²		Alloy Steel • Tool Steel SCM • SKS • SKD ~30HRC		Prehardened Steel • Hardened Steel PX5 • NAK80 30~45HRC		Stainless Steel SUS304 • SUS420 ≤200HB		Precipitation Stainless Steel SUS630		Titanium Alloy Ti-6Al-4V		Ni-Based Alloy Inconel 718		
	∅	S (min ⁻¹)	F (mm/min)	S (min ⁻¹)	F (mm/min)	S (min ⁻¹)	F (mm/min)	S (min ⁻¹)	F (mm/min)	S (min ⁻¹)	F (mm/min)	S (min ⁻¹)	F (mm/min)	S (min ⁻¹)	F (mm/min)
6	120 (100-140) (m/min)	120 (100-140) (m/min)	120 (100-140) (m/min)	120 (100-140) (m/min)	120 (100-140) (m/min)	120 (100-140) (m/min)	115 (100-130) (m/min)	105 (90-120) (m/min)	70 (60-80) (m/min)						
6	6.370	2.550	6.370	2.290	6.370	2.040	6.370	1.910	6.100	1.590	5.570	1.340	3.720	740	
8	4.780	1.910	4.780	1.720	4.780	1.530	4.780	1.430	4.580	1.190	4.180	1.000	2.790	560	
10	3.820	1.530	3.820	1.380	3.820	1.220	3.820	1.150	3.660	950	3.340	800	2.230	490	
12	3.180	1.270	3.180	1.140	3.180	1.020	3.180	950	3.050	790	2.790	670	1.860	410	
14	2.730	1.090	2.730	980	2.730	870	2.730	820	2.620	680	2.390	570	1.590	480	
18	2.120	850	2.120	760	2.120	680	2.120	640	2.030	530	1.860	450	1.240	370	
22	1.740	700	1.740	630	1.740	560	1.740	520	1.660	430	1.520	360	1.010	300	

ap	ae
2D	0,1D

Cutting Condition Guide for Changes in Overhang Length

Cutting Speed	Mild Steel • Carbon Steel • Cast Iron • Alloy Steel • Tool Steel (~750N/mm ² ~30HRC)				Prehardened Steel • Hardened Steel • Stainless Steel 30~45HRC				Titanium Alloy • Ni-Based Alloy Ti-6Al-4V - Inconel 718			
	Cutting Speed	Feed	Depth of cut		Cutting Speed	Feed	Depth of cut		Cutting Speed	Feed	Depth of cut	
			L/D	(m/min)			(mm/min)	ap			ae	(m/min)
6	80%	80%	1,7D	0,08D	80%	80%	1,7D	0,08D	80%	80%	1,7D	0,08D
7	65%	65%	1,6D	0,05D	65%	65%	1,6D	0,05D	65%	65%	1,6D	0,05D
8	50%	50%	1,5D	0,03D	40%	40%	1,5D	0,03D	30%	30%	1,5D	0,03D

Milling | Solid carbide




CUTTING DATA

Suppression of Burrs

Great surface finish without vibration and minimal burrs.

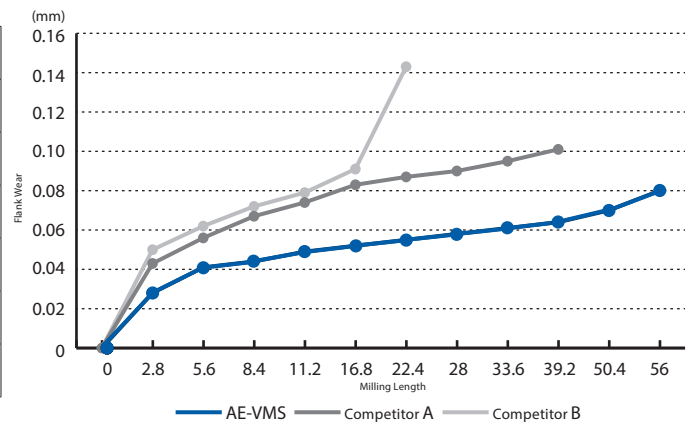
Tool	AE-VMS Ø 10	Competitor Ø 10
Work Material	SUS316	
Cutting Speed	69m/min (2.200 min ⁻¹)	
Feed Rate	350mm/min (0,04mm/t)	
Depth of Cut	ap = 10mm	ap=5mm
Coolant	Water Soluble	
Machine	Vertical Machining Center	
M.R.R.	35 cm ³ /min	17,5 cm ³ /min



Stable Performance

Consistent tool wear with no chipping even in stainless steel slot milling.

Tool	AE-VMS Ø 10
Work Material	SUS304
Cutting Speed	70m/min (2.250 min ⁻¹)
Feed Rate	475mm/min (0,053mm/t)
Depth of Cut	ap = 10mm
Coolant	Water Soluble
Machine	Vertical Machining Center



Cutting edge wear comparison

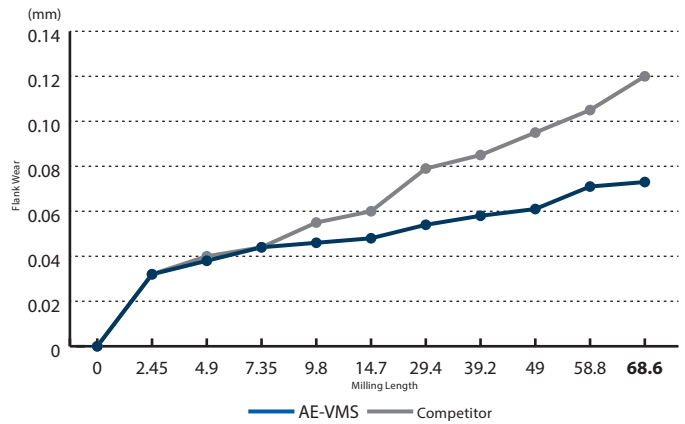


CUTTING DATA

Stable performance


Stable performance even in slotting

Tool	AE-VMS Ø 6 X R1
Work Material	SUS304
Milling method	Slot milling
Cutting Speed	80m/min (4.200 min ⁻¹)
Feed Rate	830mm/min (0,049 mm/t)
Depth of Cut	ap = 3mm
Coolant	Water Soluble
Machine	Horizontal Machining Center



Wear comparison


Wear comparison after milling 68,6



High efficiency

Trouble-free chip evacuation even in high-speed slotting

Tool	AE-VMS Ø 10 X R1
Work Material	SCM440
Milling method	Slot milling
Cutting Speed	90m/min (2.900 min ⁻¹)
Feed Rate	660mm/min (0,057 mm/t)
Depth of Cut	ap = 10mm
Coolant	None
Machine	Vertical Machining Center



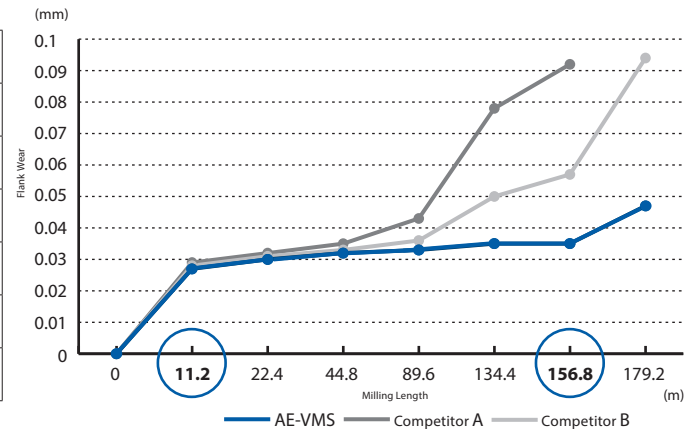
Milling | Solid carbide

CUTTING DATA

Suppression of Burrs

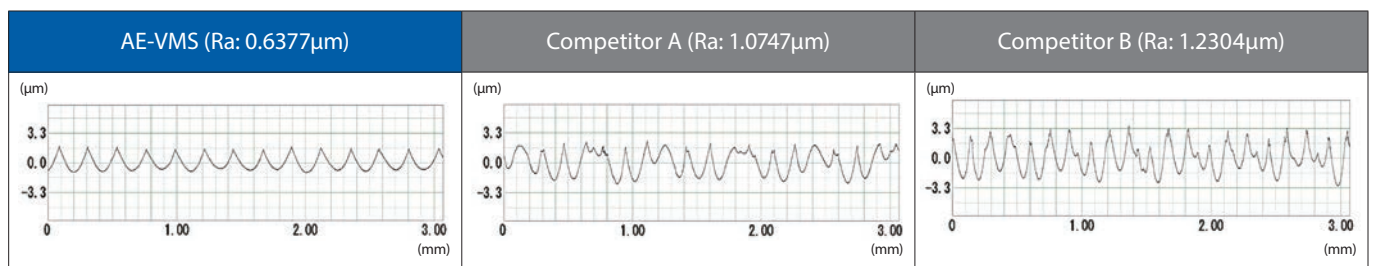
Suppression of cutting heat generation minimizes tool wear

Tool	AE-VMS Ø 6
Work Material	SCM440
Cutting Speed	140m/min (7.500 min ⁻¹)
Feed Rate	1.800mm/min (0,06mm/t)
Depth of Cut	ap = 9mm ae= 1,2mm
Coolant	Air Blow
Machine	Vertical Machining Center




Surface roughness comparison

Surface roughness after milling 11,2m




Tool condition comparison

Tool condition after milling 156,8m



AE-VML: WITH CHIPBREAKER

Minimizes chipping with unique R profiles at the edge of the chipbreaker.



Troubled by long and stringy chip accumulation





Large chip accumulation can be problematic for long-hour and high chip removal side milling, trochoidal milling, and pocket milling with long flute length end mills.

Breaks chips into small pieces!

Enables continuous machine operation

The chipbreaker (-N) creates small chips that can be easily evacuated by air or cutting oil. For high-quality machined surfaces, we recommend the AE-VML square end mill without chipbreaker.

Milling | Solid carbide



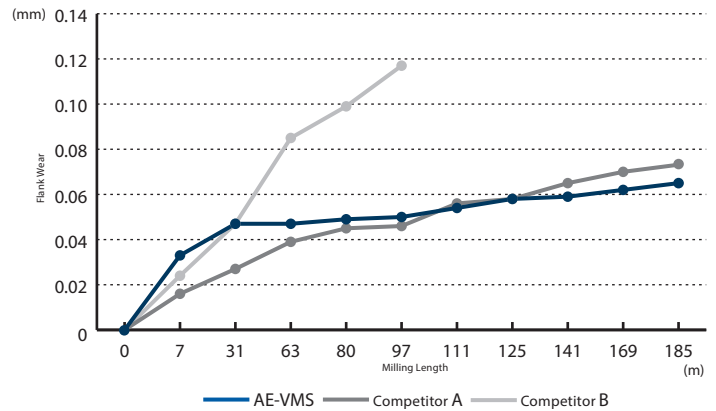
Tool	AE-VML $\phi 10 \times 40$ -N With chipbreaker	Feed Rate	1,140mm/min 0.075mm/t
Work Material	NAK80(40HRC)	Depth of Cut	ap=40mm ae=0.5mm
Milling Method	Trochoidal	Coolant	Air blow
Cutting Speed	120m/min 3,800min ⁻¹	Machine	BT50 Vertical Machining Center

CUTTING DATA


Stable performance

Stable performance even at 4D depth of cut

Tool	AE-VML Ø 10 x 40
Work Material	S50C
Milling Method	Side milling
Cutting Speed	130m/min (4,200min ⁻¹)
Feed Rate	1.200mm/min (0,07mm/t)
Depth of Cut	ap=40mm ae=0.5mm
Coolant	Air Blow
Machine	Horizontal Machining Center



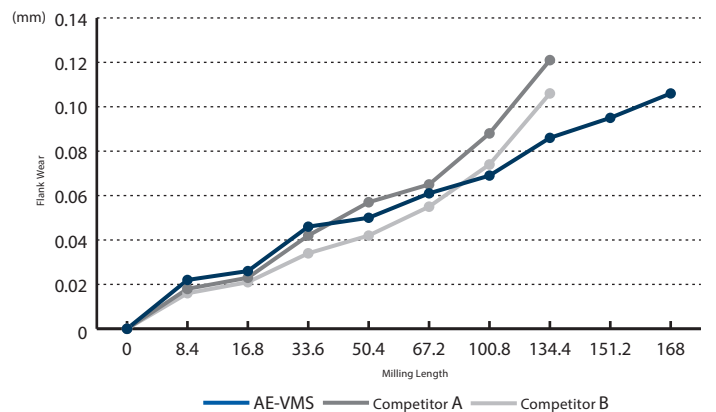
Wear comparison of the peripheral cutting edge



Long tool life

DUARISE coating greatly reduces tool wear progression even with the use of water-soluble coolant.


Tool	AE-VML Ø 10 x 31
Work Material	SCM440(30HRC)
Milling Method	Side milling
Cutting Speed	180m/min (5.700min ⁻¹)
Feed Rate	1.400mm/min (0,06mm/t)
Depth of Cut	ap=25mm ae=1mm
Coolant	Water Soluble
Machine	Vertical Machining Center



Milling | Solid carbide



Wear comparison of the peripheral cutting edge



SWEDEN

Branch office of OSG SCANDINAVIA
Abrahams Gränd 8
295 35 Bromölla
Sweden
Tel: +46 40 41 22 55
osg@osg-scandinavia.com

OSG SCANDINAVIA

(For Scandinavian countries)
Langebjergvaenget 16
4000 Roskilde
Denmark
Tel: +45 46 75 65 55
osg@osg-scandinavia.com

OSG NETHERLANDS

Bedrijfsweg 5
3481 MG Harmelen
The Netherlands
Tel: +31 348 44 2764
Fax: +31 348 44 2144
info@osg-nl.com

OSG UK

Shelton house, 5 Bentalls
Pipps Hill Ind Est, Basildon Essex SS14 3BY
United Kingdom
Tel: +44 1268 567660
Fax: +44 1268 567661
sales@osg-uk.com

OSG EUROPE LOGISTICS

Avenue Lavoisier 1
B-1300 Z.I. Wavre - Nord
Belgium
Tel: +32 10 23 05 07
Fax: +32 10 23 05 51
info@osgeurope.com

OSG BELUX

Avenue Lavoisier 1
B-1300 Z.I. Wavre - Nord
Belgium
Tel: +32 10 23 05 11
Fax: +32 10 23 05 31
info@osg-belgium.com

OSG IBÉRICA

Bekolarra 4
E - 01010 Vitoria-Gasteiz
Spain
Tel: +34 945 242 400
Fax: +34 945 228 883
osg.iberica@osg-ib.com

OSG FRANCE

Parc Icade, Paris Nord 2
Immeuble "Le Rimbaud"
22 Avenue des Nations
CS66191 - 93420 Villepinte
France
Tel: +33 1 49 90 10 10
Fax: +33 1 49 90 10 15
sales@osg-france.com

OSG ITALY

Via Ferrero, 65 A/B
I - 10098 Rivoli
Italian
Tel: +39 0117705211
Fax: +39 0117705215
info@osg-italia.it





CZECH REPUBLIC, SLOVAKIA, HUNGARY

OSG Europe Logistics S. A.
Slovakia, organizačná zložka
Račianska 22/A, Bratislava 831 02
Slovakia
Tel.: +421 24 32 91 295
info@osgeurope.com

OSG POLAND

ul. Spółdzielcza 57
05-074 Halinów
Polska
Tel: +22 760 82 71
Mob. +48 570 677 711
osg@osg-poland.com

OSG RUSSIA

Butlerova street, 17B, office 5069
117342 Moscow
Russia
Tel: +7 (495) 150 41 54
info@osg-russia.com

ROMSAN INTERNATIONAL CO. SRL

Reprezentant Exclusiv OSG
Bucharest Magurele Road Nr. 25C
051431 Bucuresti, District 5
România
Tel: +40 21 322 07 47
Fax: +40 21 321 56 00
romsan.int@romsan.ro

OSG TURKEY

Rami Kişla Cad.No:56 Eyüp
İstanbul 34056
Turkey
Tel: +90 212 565 24 00
Fax: +90 212 565 44 00
info@osg-turkey.com

Vischer & Bolli AG

Machining and Workholding
Im Schossacher 17
CH-8600 Dübendorf
Schweiz
Tel.: +41 44 802 15 15
Fax: +41 44 802 15 95
info@vb-tools.com

OSG GERMANY

Karl-Ehmann-Str. 25
D - 73037 Göppingen
Germany
Tel: +49 7161 6064 - 0
Fax: +49 7161 6064 - 444
info@osg-germany.de



shaping your dreams

OSG EUROPE LOGISTICS

Avenue Lavoisier 1
B-1300 Z.I. Wavre - Nord - Belgium
Tel: +32 10 23 05 07
Fax: +32 10 23 05 51
info@osgeurope.com

OSG POLAND Sp. z.o.o.

Spółdzielcza 57
05-074 Halinów - Poland
Tel: +22 760 82 71
Fax: +22 760 82 71
osg@osg-poland.com

OSG TURKEY

Rami Kişla Cad.No:56 Eyüp
Istanbul 34056 - Turkey
Tel+90 212 565 24 00
Fax: +90 212 565 44 00
info@osg-turkey.com

OSG BELUX

Avenue Lavoisier 1
B-1300 Z.I. Wavre - Nord - Belgium
Tel: +32 10 23 05 11
Fax: +32 10 23 05 31
info@osg-belgium.com

OSG GERMANY

Karl-Ehmann-Str. 25
D - 73037 Göppingen - Germany
Tel: +49 7161 6064 - 0
Fax: +49 7161 6064 - 444
info@osg-germany.de

ROMSAN INTERNATIONAL CO. SRL

Reprezentant Exclusiv OSG
Str. Nerva Traian Nr. 23-25
051431 Bucuresti, Sector 3 - România
Tel: +40 21 322 07 47
Fax: +40 21 321 56 00
romsan.int@romsan.ro

OSG FRANCE

Parc Icade, Paris Nord 2
Immeuble "Le Rimbaud"
22 Avenue des Nations
CS66191 - 93420 Villepinte - France
Tel: +33 1 49 90 10 10
Fax: +33 1 49 90 10 15
sales@osg-france.com

OSG SCANDINAVIA

(For Scandinavian countries)
Langebjergvaenget 16
4000 Roskilde - Denmark
Tel: +45 46 75 65 55
Fax: +45 46 75 67 00
osg@osg-scandinavia.com

AUSTRIA

Branch office of OSG GERMANY
Messestraße 11
A-6850 Dornbirn
Tel: +49 7161 6064-0
Fax: +49 7161 6064-444
info@osg-germany.de

OSG NETHERLANDS

Bedrijfsweg 5 - 3481 MG Harmelen
Tel: +31 348 44 2764
Fax: +31 348 44 2144
info@osg-nl.com

SWEDEN

Branch office of OSG SCANDINAVIA
Abrahams Gränd 8
295 35 Bromölla - Sweden
Tel: +46 40 41 22 55
Fax: +46 40 41 32 55
osg@osg-scandinavia.com

OSG ITALIA

Via Ferrero, 65 A/B
I - 10098 Rivoli - Italy
Tel: +39 0117705211
Fax: +39 0117705215
info@osg-italia.it

OSG UK

Shelton house, 5 Bentalls
Pipps Hill Ind Est, Basildon Essex SS14 3BY
Tel: +44 1268 567 660
Fax: +44 1268 567 661
uk_sales@osg-uk.com

OSG IBERICA

Bekolarra 4
E - 01010 Vitoria-Gasteiz - Spain
Tel: +34 945 242 400
Fax: +34 945 228 883
osg.iberica@osg-ib.com

Vischer & Bolli AG

Machining and Workholding
Im Schossacher 17
CH-8600 Dübendorf
T +41 44 802 15 15
F +41 44 802 15 95
info@vb-tools.com

CZECH, SLOVAKIA, HUNGARY

OSG Europe Logistics S.A.
Slovakia organizacna zlozka
Racianská 22/A, SK-83102 Bratislava
Slovakia
Tel. +421 24 32 91 295
Orders-osgsvk@osgeurope.com

RUSSIA

Butlerova street, 17B, office 5069
117342 Moscow - Russia
Tel: +7 (495) 150 41 54
info@osg-russia.com

OSG EUROPE LOGISTICS S.A.

01/2022 - All rights reserved. © OSG Europe 2022.

The contents of this catalogue are provided to you for viewing only. They are not intended for reproduction either in part or in whole in this or other medium. They cannot be copied, used to create derivation work or used for any reason, by means without the express, written permission of the copyright owner. If prices are stated, they are netto unit-prices and any eventual tax(es) have to be added. The company is not responsible for any printing error in technical, price and/or any other data.

Tool specifications subject to change without notice.

www.osgeurope.com